

SDG in Cabo Verde

2015-2022

Current situation and trends
Looking at the 2030 targets

Cabo Verde – SDG Indicators – 2015-2022

SDG	Indicator		Trend	Target			
1 ERADICAR A POBREZA	1.1.1	Population under the international poverty line (%)	↗↗↗↗				
	1.2.1	Population under the national poverty line (%)	↗↗↗↗				
	1.3.1	Population covered by social protection systems (%)	↗↗↗				
2 ERADICAR A FOME	2.1.2	Prevalence of moderate or severe food insecurity (%)	↗↗				
	2.2.1	Prevalence of stunting among children under 5 years (%)	↗↗				
	2.2.2	Prevalence of malnutrition among children under 5 years (%)	↗↗				
3 SAÚDE DE QUALIDADE	3.1.1	Maternal mortality ratio per 100,000 live births	↗↗↗↗				
	3.2.1	Under-five mortality rate per 1,000 live births	↗↗↗↗				
	3.2.2	Neonatal mortality rate per 1,000 live births	↗↗↗↗				
	3.3.1	Number of new HIV infections per 1,000 uninfected population	↗↗↗↗				
	3.3.3	Malaria incidence per 1,000 population	↗↗↗↗				
	3.4.1	Number of death attributed to NCDs (Cardio. Cancer. Resp.)	↘				
	3.8.1	Coverage of essential health services (WHO)	↗↗				
4 EDUCAÇÃO DE QUALIDADE	4.1.2	Completion rate - Ensino (Primary education - 6th grade) (%)	•				
		(Lower secondary education - 8th grade) (%)	•				
		(Upper secondary education - 12th grade) (%)	•				
	4.5.1	Parity rates (girls/boys) in education	↗↗↗				
	4.a.1	Proportion of schools offering basic services (%)	↗↗↗↗				
5 IGUALDADE DE GÉNERO	4.c.1	Teachers with the minimum required qualifications (%)	↗↗↗↗				
	5.2.1	Women subjected to physical/sexual/psychological violence (%)	•				
	5.2.2	Women subjected to sexual violence not by intimate partner(%)	•				
6 ÁGUA POTÁVEL E SANEAMENTO	5.5.1(a)	Women in the national parliament (%)	↗↗↗				
	5.5.2	Women in managerial positions (%)	↗↗↗↗				
	6.1.1	Population using safely managed drinking water services (%)	↗↗↗↗				
7 ENERGIAS LIMPAS E CRESCIMENTO	6.2.1	Population using safely managed sanitation services (%)	↗↗↗				
	6.5.1	Degree of integrated water resources management (%)	•				
	7.1.1	Proportion of population with access to electricity (%)	↗↗↗↗				
8 TRABALHO DECENTE E CRESCIMENTO ECONÓMICO	7.1.2	Primary reliance on clean fuels and technology (%)	↗↗				
	7.2.1	Renewable energy in electricity production (%)	↘				
	8.2.1	Annual growth rate of real GDP per employed person	-				
	8.3.1	Proportion of informal employment in total employment	↘				
9 INDÚSTRIA, INOVAÇÃO E INFRAESTRUTURAS	8.5.2	Unemployment rate by sex and age	↗↗				
	8.6.1	Youth (15-24) not in education, employment or training	↗↗				
	9.2.1	Manufacturing value added as a proportion of GDP	→				
	9.2.2	Manufacturing employment as a proportion of total employment	↗↗				
10 REDUZIR AS DESIGUALDADES	9.b.1	Medium/high-tech industry value added in total value added	→				
	9.c.1	Proportion of population covered by a mobile network	↗↗↗↗				
	10.1.1	Growth in expenditure/income per capita of the bottom 40% (%)	↗↗↗				
11 CIDADES E COMUNIDADES SUSTENTÁVEIS	10.2.1	People living below 50 per cent of median income (%)	↗↗↗				
	11.1.1	Urban population living in inadequate housing	↘				
14 PROTEGER A VIDA MARINHA	14.5.1	Marine protected areas (%)	•				
	15.1.1	Forest area as a proportion of total land area (%)	↗↗				
15 PROTEGER A VIDA TERRESTRE	15.7.1	Wildlife that was poached or illicitly trafficked - Turtles	↘				
	16.1.1	Victims of intentional homicide per 100,000 population	↗↗				
16 PAZ, JUSTIÇA E FORTALECIMENTO DAS INSTITUIÇÕES	16.9.1	Births registered with a civil authority	↘				
	17.1.1	Total government revenue as a proportion of GDP	↗↗				
17 PARCERIAS PARA A IMPLEMENTAÇÃO DOS OBJETIVOS	17.1.2	Proportion of domestic budget funded by domestic taxes	↗↗↗				
	17.3.1	Official Development Assistance, as a % of GDP	↘				
	17.3.2	Emigrant Remittances as a % of GDP	↗↗↗				
	17.4.1	Debt service as a proportion of exports of goods and services	↘				

Legend

Trend:

↗↗↗↗ - fast pace

↗↗↗ - positive pace






↗↗ - insufficient pace

↘ - negative trend

→ - stagnation

● - insufficient data that do not all allow identify a trend

Target (2030)

						Achieved or almost achieved
						Chances of achieving it
						Difficulty in achieving it
						Deeper difficulties
						Target is not quantifiable